

AUTOMATION

BOOTCAMP!

cPanel Conference '10

OCTOBER 4TH-6TH, 2010

Closing the **Loop**: Automating Server Setups

Vanessa Vasile, InMotion Hosting

AUTOMATION

BOOTCAMP!

cPanel Conference '10

OCTOBER 4TH-6TH, 2010

Teeny bit about me....

I'm currently a senior system administrator with InMotion Hosting, and I've been there about four years. IMH is one of the leading U.S. managed hosting providers offering shared, VPS, and dedicated hosting services. Some of my many responsibilities include solution implementation and maintaining quality of service.

You can contact me via vanessav@inmotionhosting.com, or follow me on Twitter:
<http://twitter.com/nessa421>

I also own thecpaneladmin.com, a free resource for cPanel administrators.

AUTOMATION

BOOTCAMP!

cPanel Conference '10

OCTOBER 4TH-6TH, 2010

We'll talk about...

- How much time you spend setting up servers
- How to automate the installation of the OS + cPanel
- How to enable and configure services
- How to adjust common settings without touching WHM
- What scripts can save you time

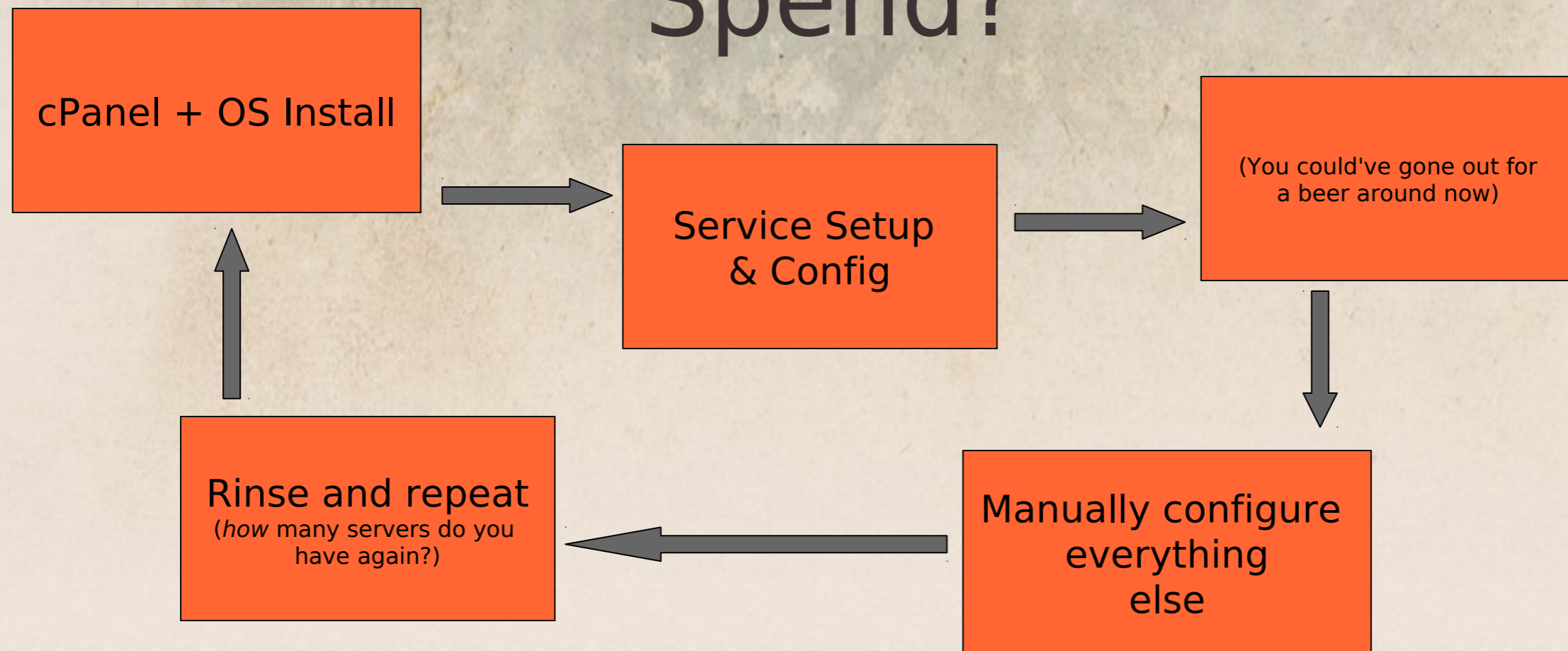
AUTOMATION

BOOTCAMP!

cPanel Conference '10

OCTOBER 4TH-6TH, 2010

How Much Time Do You Spend?



AUTOMATION

BOOTCAMP!

cPanel Conference '10

OCTOBER 4TH-6TH, 2010

Why a Fully-Automated Solution?

→Time

→Mass-deployment

→Standardization

AUTOMATION

BOOTCAMP!

cPanel Conference '10

OCTOBER 4TH-6TH, 2010

Automating the OS and cPanel Installation

AUTOMATION

BOOTCAMP!

cPanel Conference '10

OCTOBER 4TH-6TH, 2010

Kick Start with the Kickstart

- Boot media (USB, CD, PXE, etc)
- /root/anaconda.cfg (Previous Install), or
- ksgen: <http://sourceforge.net/projects/ksngen/>

AUTOMATION

BOOTCAMP!

cPanel Conference '10

OCTOBER 4TH-6TH, 2010

Sample Kickstart File

```
install
url --url http://isoredirect.centos.org/centos/5/os/x86_64/
lang en_US.UTF-8
keyboard us
network --device eth0 --bootproto static --ip 1.2.3.4 --netmask 255.255.255.0 --gateway 1.2.3.1 --nameserver
    4.2.2.2,4.2.2.1 --hostname myserver.hostname
rootpw --iscrypted $1$Z6xdLawy$dfwreJN/tvj1787XXf6WQ/
firewall --disabled
authconfig --enablesshadow --enablemd5
selinux --disabled
timezone --utc America/Los_Angeles
bootloader --location=mbr --driveorder=sda,sdb
clearpart --all
part / --fstype ext3 --size=100 --grow --ondisk=sda
part swap --size=4000 --ondisk=sda

%packages
@editors
...
...
%post --log=/root/setup.log
yum -y update
wget http://layer2.cpanel.net/latest ; chmod 755 latest ; ./latest
sh downloadandrunmyawesomesetupscript....
```

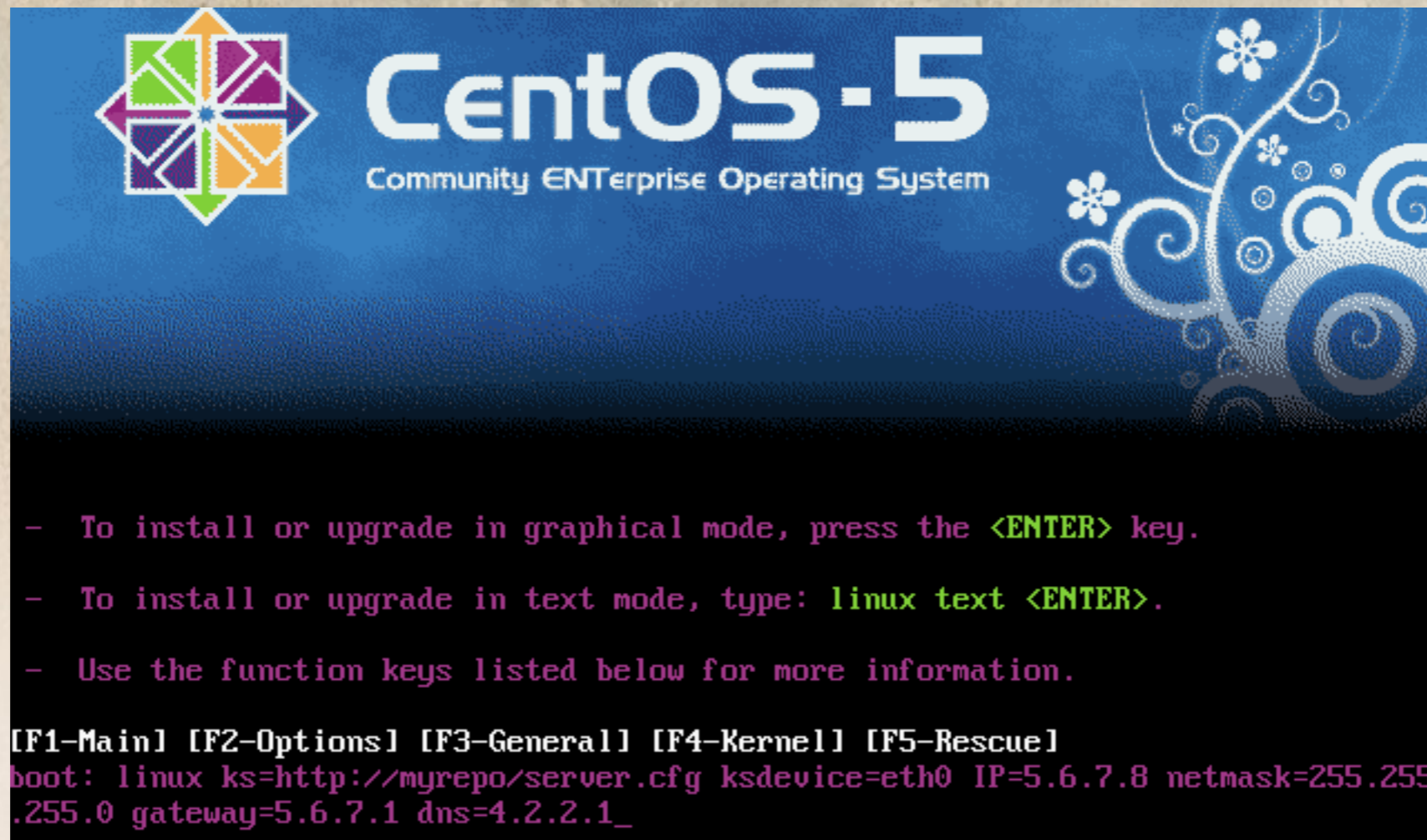

AUTOMATION

BOOTCAMP!

cPanel Conference '10

OCTOBER 4TH-6TH, 2010

Loading the Kickstart file



AUTOMATION

BOOTCAMP!

cPanel Conference '10

OCTOBER 4TH-6TH, 2010

Tip: If you want to speed things up a bit, put all your configurations in place prior to starting the installation of cPanel

So in other words, my presentation is bit backwards :)

AUTOMATION

BOOTCAMP!

cPanel Conference '10

OCTOBER 4TH-6TH, 2010

Configure cPanel/WHM

- `/etc/wwwacct.conf` : Basic cPanel/WHM Config
- `/var/cpanel/cpanel.config` : a.k.a “Tweak Settings”
- `/etc/cpupdate.conf` : cPanel update prefs

AUTOMATION

BOOTCAMP!

cPanel Conference '10

OCTOBER 4TH-6TH, 2010

/etc/wwwacct.conf Structure

```
ADDR 5.6.7.8
CONTACTEMAIL my@email.address
CONTACTPAGER
DEFMOD x3
ETHDEV eth0
FTPTYPE proftpd
HOMEDIR /home
HOMEMATCH home
HOST myserver.hostname
LOGSTYLE combined
MINUID
NS ns1.mynameserver.com
NS2 ns2.mynameserver.com
NS3
NS4
NSTTL 86400
SCRIPTALIAS y
TTL 14400
```

AUTOMATION

BOOTCAMP!

cPanel Conference '10

OCTOBER 4TH-6TH, 2010

cpanel.config

Correlates with **WHM > Tweak Settings**

Example:

```
echo "nativessl=1" >> /var/cpanel/cpanel.config
```

Apply:

```
/usr/local/cpanel/whostmgr/bin/whostmgr2 --updatetweaksettings
```

Note: The hangup of the above command may halt a bash script! Try invoking it as so:

```
trap "nohup /usr/local/cpanel/whostmgr/bin/whostmgr2 --updatetweaksettings &" INT
```

AUTOMATION

BOOTCAMP!

cPanel Conference '10

OCTOBER 4TH-6TH, 2010

WHM Setup Screen

We can go ahead and get rid of that:

```
touch /etc/.whostmgrft
```

AUTOMATION

BOOTCAMP!

cPanel Conference '10

OCTOBER 4TH-6TH, 2010

Service Configuration

AUTOMATION

BOOTCAMP!

cPanel Conference '10

OCTOBER 4TH-6TH, 2010

Nameserver Setup

- Nameservers specified in `/etc/wwwacct.conf`
- Reseller nameservers in:
`/var/cpanel/resellers-nameservers`

→ `/scripts/setupnameserver <bind|nsd|disabled>`

AUTOMATION

BOOTCAMP!

cPanel Conference '10

OCTOBER 4TH-6TH, 2010

Need to set up DNS cluster?

```
touch /var/cpanel/useclusteringdns  
mkdir -p /var/cpanel/cluster/root/config (for root)
```

- DNS role: `/var/cpanel/cluster/root/config/x.x.x.x-dnsrole`
- Key file: `/var/cpanel/cluster/root/config/x.x.x.x`

Take note:

- ✓ Each remote nameserver needs both a dnsrole and key file
- ✓ Your server's unique remote access key: **`/root/.accesshash`**

AUTOMATION

BOOTCAMP!

cPanel Conference '10

OCTOBER 4TH-6TH, 2010

Cluster Example

Set DNS role to “sync” instead of “standalone”:

```
echo "sync" |tr -d "\n" > /var/cpanel/cluster/root/config/x.x.x.x-dnsrole
```

Sample key file format (using remote access key):

```
root  
ns1.myremotenameserver.com  
<contents of RAK>
```

AUTOMATION

BOOTCAMP!

cPanel Conference '10

OCTOBER 4TH-6TH, 2010

Exim Setup

- **/etc/exim.conf.localopts** : General config (corresp. WHM > Exim Configuration Editor)
- **/etc/exim.conf.local** : Additional config options template
- /scripts/buildeximconf

AUTOMATION

BOOTCAMP!

cPanel Conference '10

OCTOBER 4TH-6TH, 2010

IMAP Server Setup

```
/scripts/setupmailserver <courier|dovecot|disabled>
```

- ✓ Existing mail folders will be converted to appropriate formats automatically
- ✓ Converts “mailserver” setting in `/var/cpanel/cpanel.config`

AUTOMATION

BOOTCAMP!

cPanel Conference '10

OCTOBER 4TH-6TH, 2010

IMAP Configuration

Courier template: `/var/cpanel/courierconfig.yaml`

Dovecot templates:

`/var/cpanel/conf/dovecot/main`

`/var/cpanel/templates/dovecot $x.x$ /main.default`

(\rightarrow `main.local`)

```
/scripts/builddovecotconf
```

AUTOMATION

BOOTCAMP!

cPanel Conference '10

OCTOBER 4TH-6TH, 2010

FTP Server Setup

```
/scripts/setupftpserver <pure-ftpd|proftpd|disabled>
```

Configuration Templates:

- Pure-FTP: /var/cpanel/conf/pureftpd/main
- ProFTP: /var/cpanel/conf/proftpd/main

Apply Configuration:

```
/scripts/setupftpserver -force <type> , or  
/usr/local/cpanel/whostmgr/bin/whostmgr2 doftpconfiguration
```

AUTOMATION

BOOTCAMP!

cPanel Conference '10

OCTOBER 4TH-6TH, 2010

Sample FTP Template

It's simple: Just list the settings you want to change

- Format: *<option>*: *<value>*
- *yes/no* values enclosed in single quotes

```
---  
AllowAnonymousFXP: 'no'  
AllowUserFXP: 'no'  
AnonymousCanCreateDirs: 'no'  
AnonymousCantUpload: 'yes'  
LimitRecursion: 10000 8  
MaxClientsNumber: 150
```

AUTOMATION

BOOTCAMP!

cPanel Conference '10

OCTOBER 4TH-6TH, 2010

MySQL Server

To change the version:

1. Open `/var/cpanel/cpanel.config`
2. Edit value for “**mysql-version**”, save and exit
3. Run: `/scripts/mysqlup`

Allowed values for mysql-version: 4.0, 4.1, 5.0, 5.1

Changing the MySQL version may require you to recompile PHP

AUTOMATION

BOOTCAMP!

cPanel Conference '10

OCTOBER 4TH-6TH, 2010

Apache and PHP

cPanel has extensive documentation on automating EasyApache builds, so I'll just go over the basics

AUTOMATION

BOOTCAMP!


cPanel Conference '10

OCTOBER 4TH-6TH, 2010

Build Apache

1. Put this:

MyEABuild.yaml



2. In here:

/var/cpanel/easy/apache/profile/custom



3. Then run this:

```
/scripts/easyapache --profile=MyEABuild.yaml --build
```

Q. Where do you get the YAML file?

A. Save your last EasyApache build, and grab it from the profile folder

AUTOMATION

BOOTCAMP!

cPanel Conference '10

OCTOBER 4TH-6TH, 2010

Tip: You can put your EasyApache build YAML file in **`/etc/cp_easyapache_profile.yaml`**, and the cPanel installer will use it

Want to skip EasyApache altogether?

```
touch /root/skipapache
```

AUTOMATION

BOOTCAMP!

cPanel Conference '10

OCTOBER 4TH-6TH, 2010

Configure Apache

WHM > Apache Configuration > Global Configuration:

```
/var/cpanel/conf/apache/main → local
```

Main Apache Template:

```
/var/cpanel/templates/apacheX/main.default → main.local
```

To apply:

```
/scripts/rebuildhttpdconf  
service httpd restart
```

AUTOMATION

BOOTCAMP!

cPanel Conference '10

OCTOBER 4TH-6TH, 2010

Configure PHP

Config file: **`/usr/local/lib/php.ini`**

Change how PHP interacts with Apache:

```
/usr/local/cpanel/bin/rebuild_phpconf <mainver> <php5api> <php4api> <suexec>
```

Ex: `./rebuild_phpconf 5 none suphp enabled`

Install major extensions:

```
/scripts/phpextensionmgr install <modulename>
```

Module names: Eaccelerator, IonCubeLoader, Zendopt, SourceGuardian, PHP SuHosin

AUTOMATION

BOOTCAMP!

cPanel Conference '10

OCTOBER 4TH-6TH, 2010

Configuring MySQL

`/etc/my.cnf`

(What? Were you expecting something more complicated?)

Easily change the MySQL root password:

```
/scripts/mysqlpasswd root <password>
```

AUTOMATION

BOOTCAMP!

cPanel Conference '10

OCTOBER 4TH-6TH, 2010

Misc

Chkservd Configuration(WHM > Service Manager)

- /etc/chkservd/<servicename>
- /etc/chkservd/chkservd.conf

Disable cpdavd:

```
/usr/local/cpanel/etc/init/stopcpdavd  
touch /etc/cpdavddisable  
replace cpdavd:1 cpdavd:0 -- /etc/chkserv.d/chkservd.conf  
/scripts/restartsrv_chkservd
```

Set up cPHulkd:

```
/usr/local/cpanel/bin/hulkdsetup  
Config file: /var/cpanel/cphulk.conf
```

AUTOMATION

BOOTCAMP!

cPanel Conference '10

OCTOBER 4TH-6TH, 2010

Misc Configuration

AUTOMATION

BOOTCAMP!

cPanel Conference '10

OCTOBER 4TH-6TH, 2010

Adding IP Addresses

- **/etc/ips** : Contains list of IP addresses, bound to the server as aliases of primary interface (specified in /etc/wwwacct.conf)
- Format: <ip>:<mask>:<broadcast>

```
echo "1.1.1.1:255.255.255.0:1.1.1.255" >> /etc/ips  
service ipaliases reload  
/scripts/rebuildippool
```

Reserving IPs (WHM > Show/Edit Reserved IPs)

```
echo "1.1.1.1" >> /etc/reservedips  
echo "1.1.1.1: idontliketoshare" >> /etc/reservedipreasons
```

AUTOMATION

BOOTCAMP!

cPanel Conference '10

OCTOBER 4TH-6TH, 2010

Packages, Features, & Web Templates

- Packages: **`/var/cpanel/packages/<name>`**
- Features: **`/var/cpanel/features/<name>`**
 - *lists features that are *disabled*
- Web Templates: (default, suspended, move, and connection selection pages)
 - **`/var/cpanel/webtemplates/<user>/<lang>/<templatename>`**
 - `<user>` refers to the account owner (*root* or reseller user)
 - `<lang>` refers to the cPanel language (ex: english)
 - `<templatename>` values are listed in *WHM > Web Template Editor*

AUTOMATION

BOOTCAMP!

cPanel Conference '10

OCTOBER 4TH-6TH, 2010

Branding

The easiest way I've found to do this is by simply tar'ing up the cpanelbranding folder and unpacking it to:

- /var/cpanel/userhomes/cpanel/cpanelbranding/ (root)
- /home/<user>/cpanelbranding (reseller)

AUTOMATION

BOOTCAMP!

cPanel Conference '10

OCTOBER 4TH-6TH, 2010

A couple things for email...

→ **/etc/localaliases** : Routes system email, ex:

```
cpanel: my@emailaddress  
nobody: wheremyspamgoes@mail.com  
root: my@emailaddress
```

→ **SMTP Tweak:**

```
/scripts/smtpmailgidonly <on|off>
```

AUTOMATION

BOOTCAMP!

cPanel Conference '10

OCTOBER 4TH-6TH, 2010

Misc Tips & Tricks

AUTOMATION

BOOTCAMP!

cPanel Conference '10

OCTOBER 4TH-6TH, 2010

Invoking WHM Functionality

Note: cPanel developers have stated that they don't recommend invoking WHM this way.

```
https://localhost:2087/scripts2/setrhash
```



```
/usr/local/cpanel/whostmgr/bin/whostmgr2 setrhash
```

```
https://localhost:2087/scripts4/...
```



```
/usr/local/cpanel/whostmgr/bin/whostmgr4 ....
```

AUTOMATION

BOOTCAMP!

cPanel Conference '10

OCTOBER 4TH-6TH, 2010

Sexy time-savers

- Install RoR/Mongrel: **`/scripts/installruby`**
- Install ImageMagick: **`/scripts/installimagemagick`**
- Install a Perl module: **`/scripts/perlinstaller Module::Name`**
- Install PostgreSQL: **`/scripts/installpostgres`**

AUTOMATION

BOOTCAMP!

cPanel Conference '10

OCTOBER 4TH-6TH, 2010

Configuration Management

Question: How do you intend on storing, deploying, tracking, securing, and verifying your configs?

Just a couple of ideas:

- Simple HTTP repo (wget)
- Version control (Git, Subversion)
- RPMs (If you're into that kind of thing)

AUTOMATION

BOOTCAMP!

cPanel Conference '10

OCTOBER 4TH-6TH, 2010

Questions?